



Major Oil Marketers
Association of Nigeria

NEWSLETTER

Vol. 15 Issue 48 | 17 August 2021/ 17 août 2021

Not for sale

THE WEEKLY POST

Inside this Issue:

- MOMAN Update
- Industry Watch
- NCDC COVID-19 Update





Major Oil Marketers
Association of Nigeria

MOMAN
UPDATE

IMPROVEMENT IN ROAD SAFETY MANAGEMENT: MOMAN'S PERSPECTIVES

By Dr. Oyet Gogomary, OVH Energy Marketing Limited
& Engr. A. A. Alaga, Total Nigeria Plc.

In recent times, the downstream sector has been an area of great safety concern as it provides the closest link to the everyday user. Consequently, poor safety practices in the haulage of petroleum products have led to a spate of accidents recently. Some notable accidents involving petroleum product transportation in Nigeria are:

- Pipeline explosion at Jesse, Delta State which occurred on the 15th of October 1998 and claimed 1,500 lives.
- Onitsha petrol tanker accident on the 31st of May 2015 which claimed 117 lives.
- Abule-Egba pipeline explosion on the 26th of December 2015. There were 250 fatalities.
- Otedola bridge tanker explosion occurred on the 28th of June 2018 in Lagos. 54 vehicles were burnt with 12 fatalities.

According to the Federal road safety Corps (FRSC, 2011), it is estimated that 95% of total product volume transported by road is done using truck tankers of about 33,000 litres capacity. Products are loaded from refineries, depots or Tank Farms with over 5000 truck tankers involved in daily product transportation and distribution on badly maintained Nigerian roads.

Accident Causation Factors



The focus of MOMAN members is to mitigate the risk in each of these areas.

Source: Truck Transit Park Implementation Rally by FRSC, South-West Nigeria - 27th November 2019



Major Oil Marketers
Association of Nigeria

MOMAN UPDATE

MOMAN Initiatives

1. Fleet Management Modules: 7 Pillars of Global Hauler Assessment (G.H.A)

- EHSSQ Management
- Vehicle Management
- Journey Management
- Driver Management
- Customer Service
- Finance
- Organization/Company

2. Drivers Management:

- Total Nigeria Plc and OVH Energy Marketing Limited both own Driver Training Centres
- MOMAN members have invested a lot in the training of drivers.
- All drivers are brought to the classroom for a refresher of driving safely at least once in a year.
- The training is carried out in conjunction with FRSC.
- The training session also includes a medical fitness check on the drivers to ascertain their health condition.
- The training includes the use of a simulator to replicate real life scenarios for the drivers and how they react.
- Safety Campaigns in collaboration with the Federal Road Safety Corps (FRSC).

3. Vehicle Management

- All vehicles in service are subjected to an annual comprehensive check.
- Vehicle which does not meet the minimum industry requirements are deleted from the fleet.
- Member companies also have a vehicle replacement programme where older vehicles are taken out of service and replaced with newer ones.
- Safe-To-Load (STL) checklist for inspection the vehicle before they are allowed to load. Aably supported by FRSC in our marshalling yards.
- Vehicle preventive maintenance programme to preempt breakdowns and failures.
- Marshalling yard for holding vehicles so they do not become a nuisance to other road users.
- Compartments equipped with API Type II Manholes, which remained sealed in the event of a rollover accident.
- API grade compartment containment devices.
- Reduces the likelihood of failure and spill in the event of an accident.
- Reduces the likelihood and consequences of fire outbreak.
- Speed Limiters: Enable drivers to keep to approved speed limits

4. Journey Management

- All vehicles are fitted with On-Board Computers for tracking various trip metrics such as over speeding, idle time, harsh breaking, etc.



Major Oil Marketers
Association of Nigeria

MOMAN UPDATE

- Each truck on a trip is tracked from a central control room.
- Drivers who violate the journey management policies such as speed limits are cautioned during the journey
- There is a feedback system to Transporters on violations
- Weekly close monitoring by EXCO members
- Stricter measures of monitoring to arrest the trend
- All vehicles have an On-Board Computer which shows important parameters about the trip.
- The data from the OBC feeds to the Journey Management control room where the trip is monitored closely.
- Driving performance is closely measured and where there is a violation, the driver is appropriately sanctioned.
- Survey of driving route to identify the hot spots and black spots on the highway.
- Prohibition of night driving. Night driving has been found to significantly increase the risk of accidents.
- Introduction of in vehicle cameras in some of the trucks, an ongoing initiative.

In- Vehicle Camera



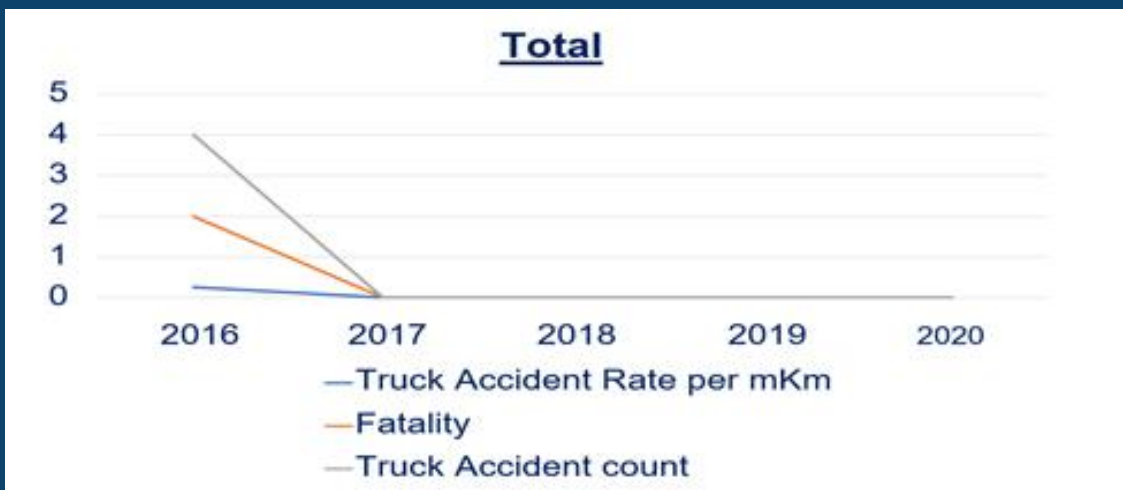
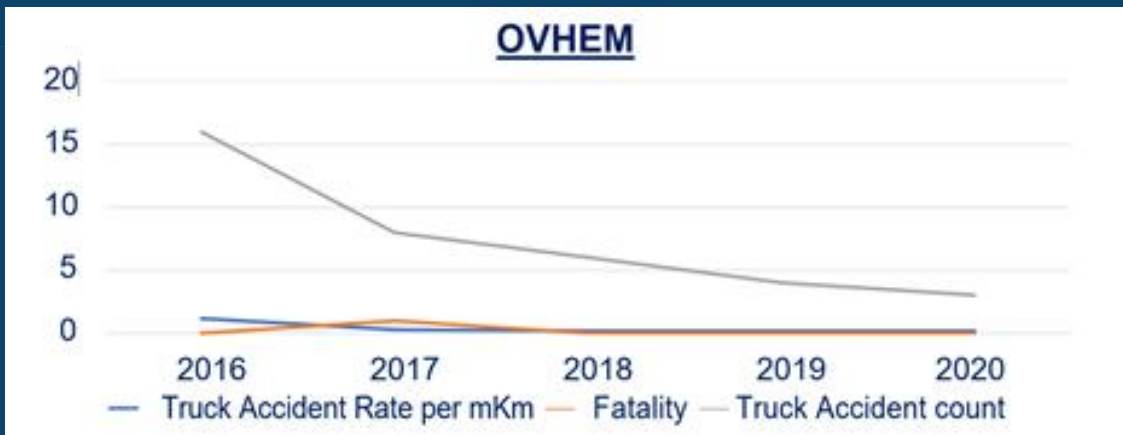
Impact of Improvement Initiatives

- There has been a downward trend in the number of accidents by MOMAN companies.
- The trend can be directly attributed to the initiatives launched to address the risks associated with product haulage.
- Drivers who violate the journey management policies such as speed limits are cautioned during the journey.



Major Oil Marketers
Association of Nigeria

MOMAN UPDATE



Conclusion

- There is still a lot of work to be done to stem Road Transport accident trend in the downstream industry.
- It is possible to achieve zero Road Transport Accident as shown by Total and also looking good for OVHEM
- MOMAN has taken up the initiative towards self-regulation. However, independent marketers need to align with the same level of standard exhibited by MOMAN.
- There is a need for markers to comply with the RTSSS (Road Transport Safety Standard Scheme launch by FRSC) the regulations guiding the haulage of petroleum products in the country.
- Government to deregulate the sector to allow for investment opportunities.



Major Oil Marketers
Association of Nigeria

Industry WATCH

MACROECONOMIC INDICES

INFLATION

	JAN 2021	FEB 2021	MAR 2021	APR 2021	MAY 2021	JUN 2021
Year on Year % Change	16.47%	17.33%	18.17%	18.12%	17.93%	17.75%
12 Month % Change	13.62%	14.05%	14.55%	15.04%	15.50%	15.93%
Month on Month % Change	1.49%	1.54%	1.55%	0.97%	0.01%	1.06%

CRUDE OIL PRICES

	AUG 9	AUG 10	AUG 11	AUG 12	AUG 13
Brent Crude (USD/bbl)	69.04	70.63	71.44	71.31	70.59
WTI Crude (USD/bbl)	66.48	68.29	69.25	69.09	68.44

EQUITIES MARKET UPDATE

SECTOR	AUG 6	AUG 13	WEEKLY CHANGE	WTD	MTD	QTD	YTD
NSE 30	1,637.41	1,638.09	0.68	0.04	-0.07%	2.71%	-0.12%
Consumer Goods	594.79	596.60	1.81	0.30	-0.18%	-0.71%	4.06%
Oil & Gas	374.64	376.24	1.60	0.43	-0.19%	20.71%	66.33%
Banking	379.15	381.01	1.86	0.49	-0.09%	3.97%	-3.06%
Industrial	1,971.04	1,944.40	-26.64	-1.35	-1.56%	3.00%	-5.26%
Insurance	194.50	189.89	-4.61	-2.37	-3.98%	-6.84%	0.21%



Major Oil Marketers
Association of Nigeria

Industry WATCH



FOREX RATES - INTERBANK I & E MARKET

=N=	AUG 9	AUG 10	AUG 11	AUG 12	AUG 13
USD	407.00-412.00	407.00-412.00	407.00-412.00	407.00-412.00	407.00-412.00
INTERBANK OFFICIAL CLOSING FX RATE (\$/=N=)	409.30	410.13	410.13	411.80	-



CLOSIG USD / NGN FX RATES

INTERBANK (CLOSING IND)	BID	OFFER	MARKET CLOSING FX RATE (\$/NGN)
AUG 9	411.00	412.00	410.13
AUG 10	411.00	412.00	410.13
AUG 11	411.00	412.00	410.13
AUG 12	411.00	412.00	410.13
AUG 13	411.00	412.00	410.13

Source: CBN
*Year - 2021



FOREX RATES - PARALLEL MARKET

=N=	AUG 9	AUG 10	AUG 11	AUG 12	AUG 13
USD	503 / 510	503 / 510	507 / 515	507 / 515	508 / 515
GBP	695 / 705	695 / 703	695 / 703	695 / 702	695 / 703
EURO	590 / 596	590 / 596	590 / 596	590 / 598	590 / 600

Source: abokiFX
*Year - 2021



Major Oil Marketers
Association of Nigeria

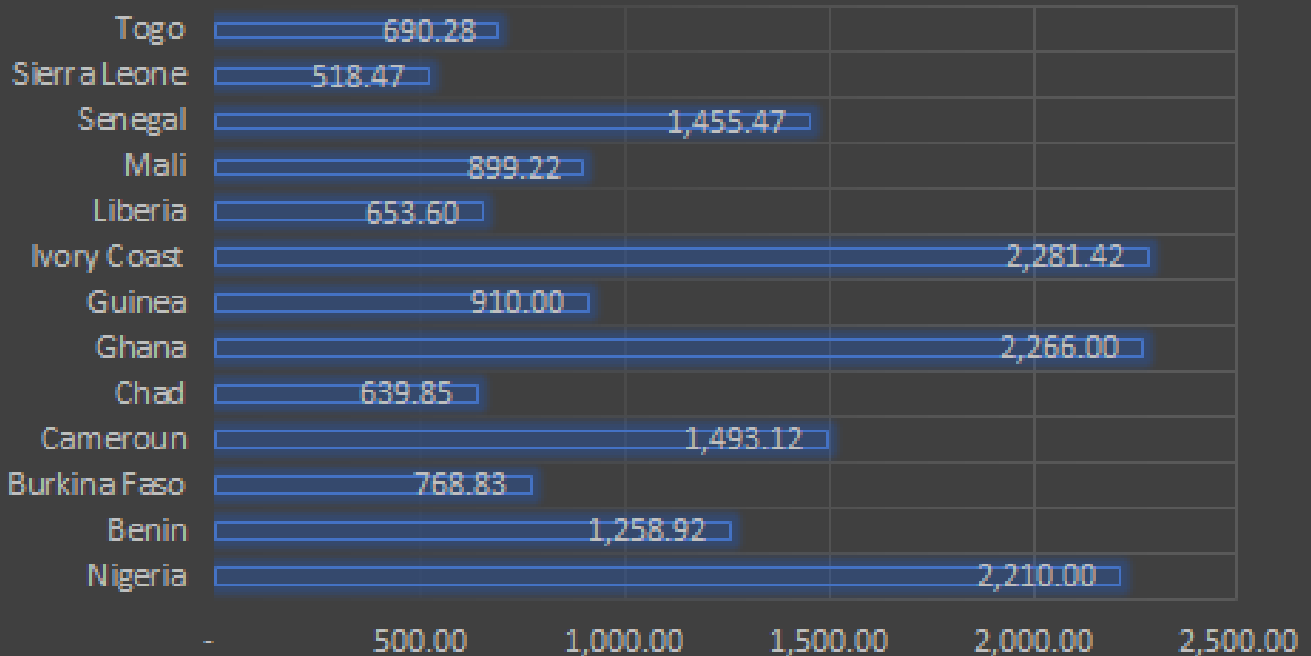
Industry WATCH



WEST AFRICA FOCUS



GDP PER CAPITA (\$)



Source: globalpetrolprices.com
*Year - 2021



Major Oil Marketers
Association of Nigeria

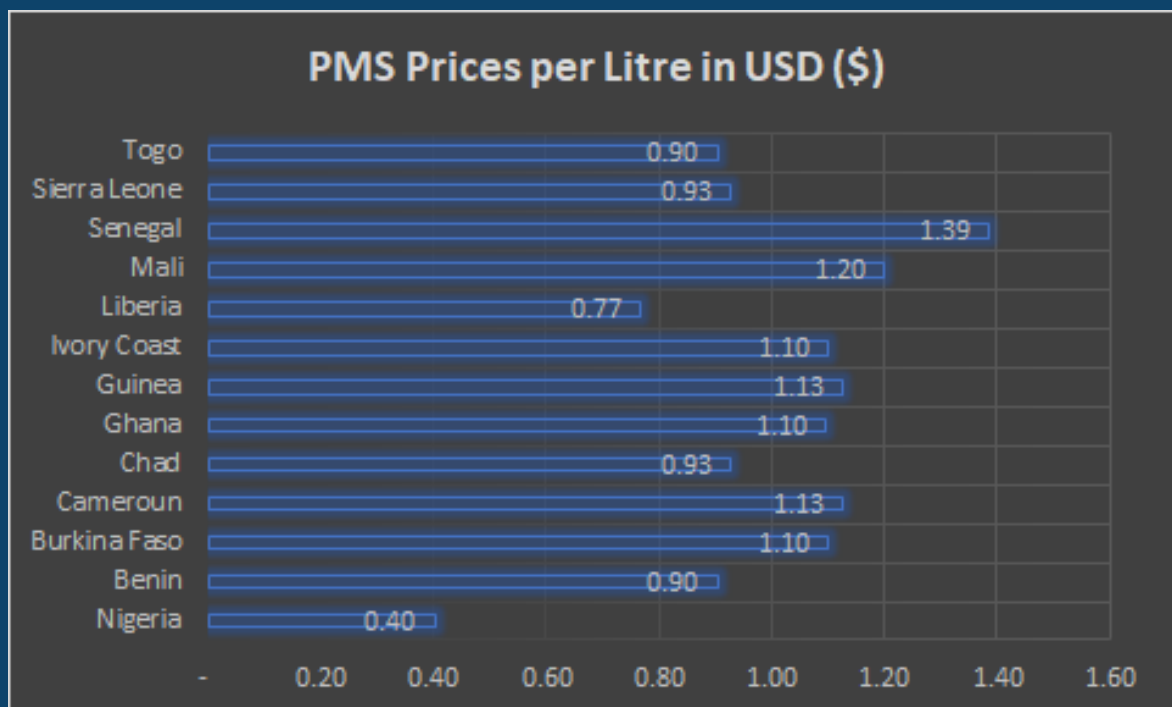
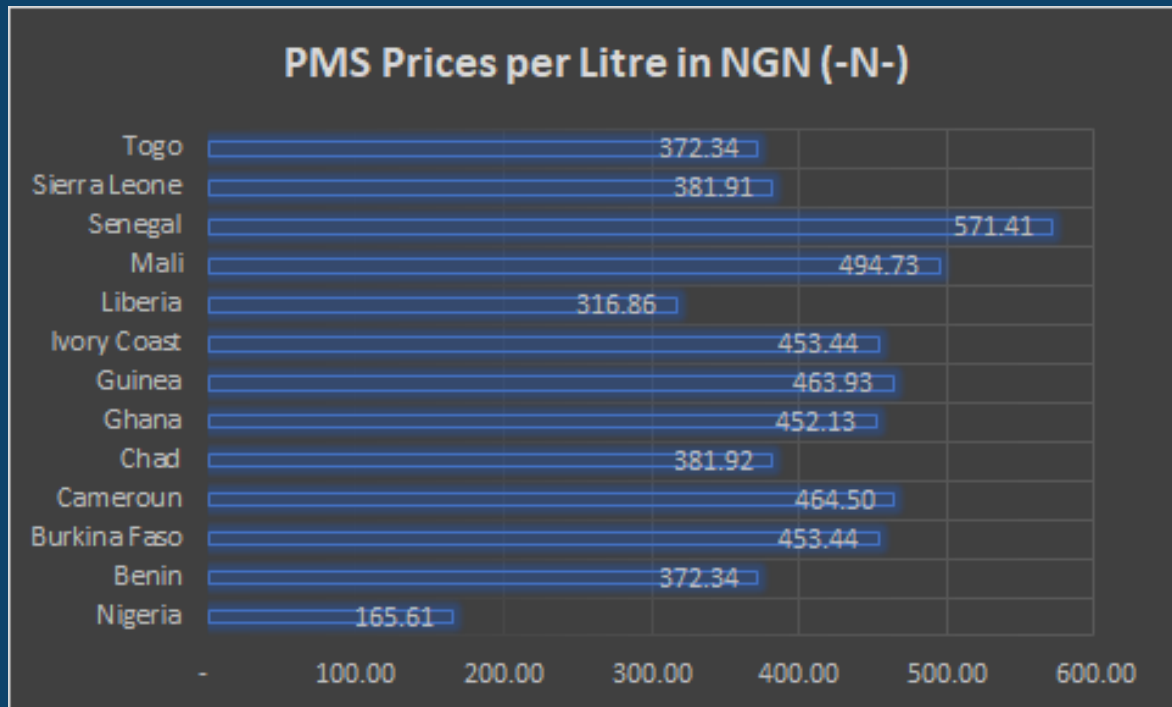
Industry WATCH



GASOLINE PRICES

**Average gasoline prices around the Africa: =N=491.86 or \$1.19 USD as at 9 AUG. 2021*

WEST AFRICA (PMS)



Source: globalpetrolprices.com

*Year - 2021



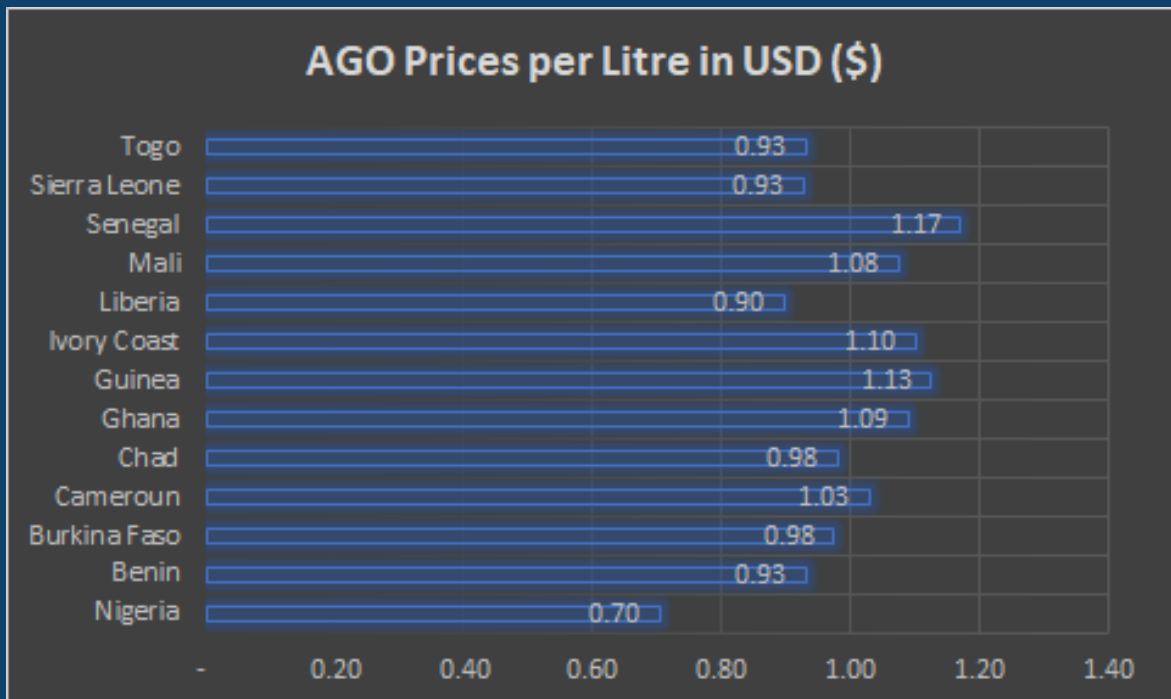
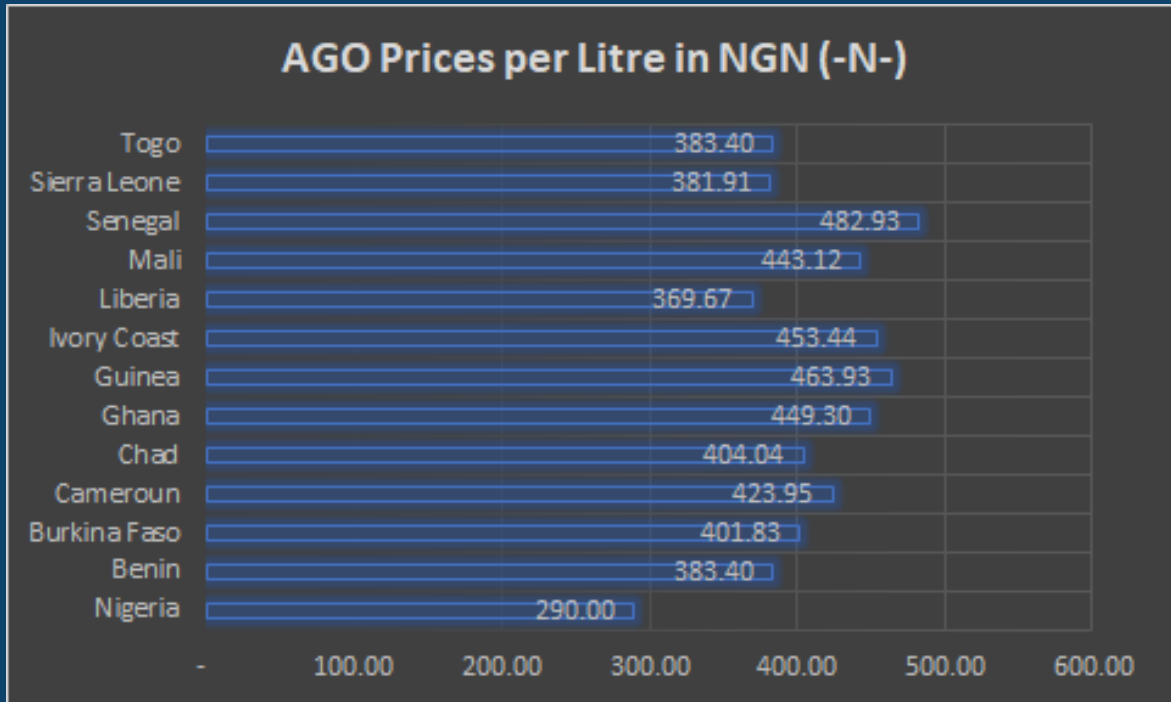
Major Oil Marketers
Association of Nigeria

Industry WATCH



DIESEL PRICES

***Average diesel prices around the Africa: =N=437.22 or \$1.06 USD as at 9 AUG. 2021
WEST AFRICA (AGO)**



Source: globalpetrolprices.com
*Year - 2021



Major Oil Marketers
Association of Nigeria

Industry WATCH

PLATTS

PMS

\$ (USD)	AUG 9	AUG 10	AUG 11	AUG 12	AUG 13	JUL. AVERAGE
FOB ROTTERDAM	694.250	719.750	711.250	715.500	712.000	722.273
FOB MED	686.000	705.000	697.500	712.000	712.000	719.898
CIFNWE	721.000	742.250	726.000	730.500	727.000	735.466

AGO

\$ (USD)	AUG 9	AUG 10	AUG 11	AUG 12	AUG 13	JUL. AVERAGE
CIFNWE	559.250	576.750	573.250	579.750	579.000	735.466

ATK

\$ (USD)	AUG 9	AUG 10	AUG 11	AUG 12	AUG 13	JUL. AVERAGE
CIFNWE	588.000	604.750	600.500	607.500	606.500	623.750

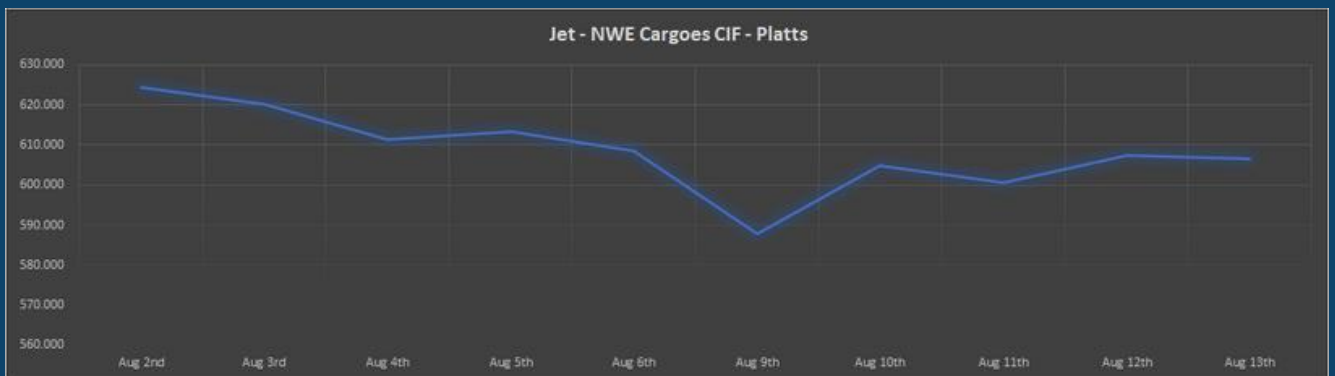
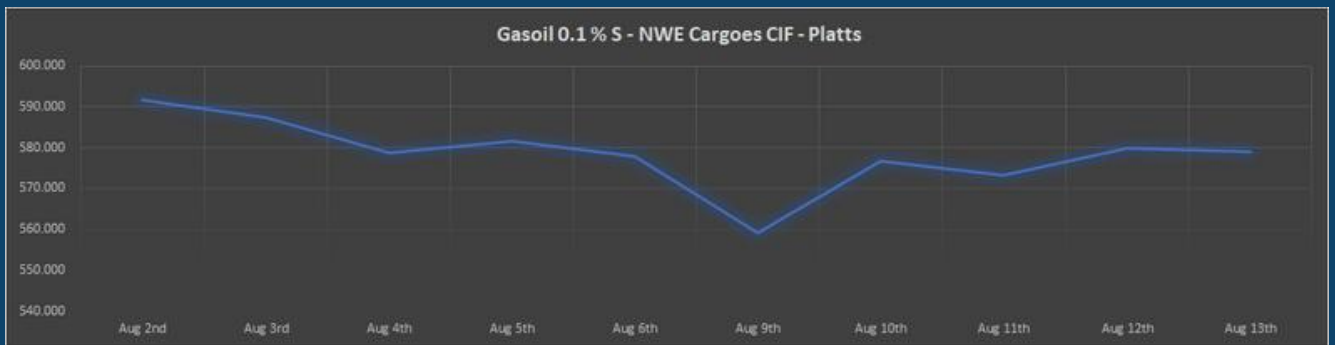
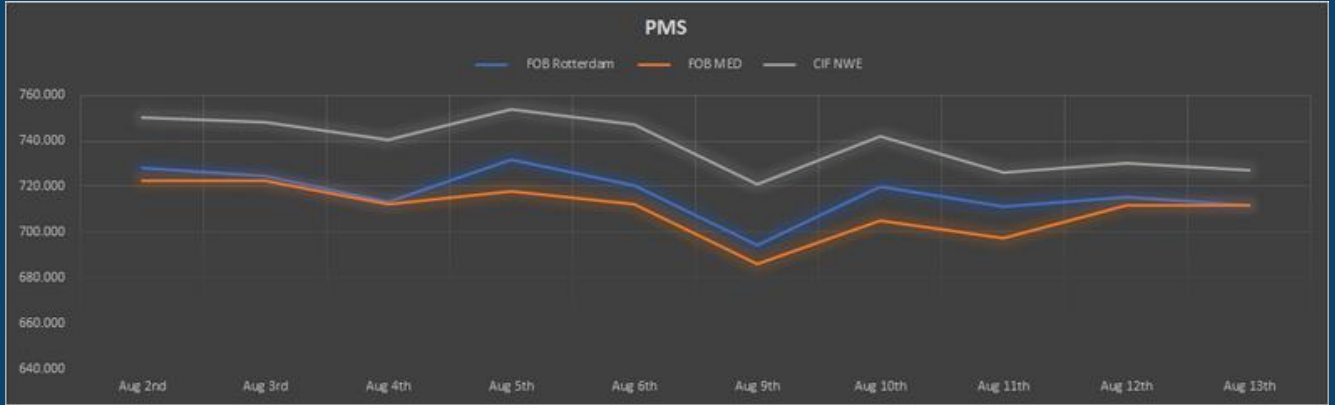
\$/BBL	AUG 9	AUG 10	AUG 11	AUG 12	AUG 13
ICE GASOIL (USD/MT)	567.50	578.50	586.50	586.00	582.50



Major Oil Marketers
Association of Nigeria

Industry WATCH

Source: S & P Global Platts
*Year - 2021



Source: S & P Global Platts
*Year - 2021



Major Oil Marketers Association of Nigeria

Industry WATCH

EX-DEPOT PRICES

LAGOS, NIGERIA

=N=/Litre	AUG 13
PMS	149.00-149.50
AGO	265.50-280.00

*Year - 2021

PORT-HARCOURT, NIGERIA

=N=/Litre	AUG 13
PMS	150.50-151.00
AGO	264.00-278.00

*Year - 2021



DELTA, NIGERIA

=N=/Litre	AUG 13
PMS	150.50-150.80
AGO	272.00

*Year - 2021

CALABAR, NIGERIA

=N=/Litre	AUG 13
PMS	150.00
AGO	277.00

*Year - 2021



COVID-19 CASE UPDATE

584 NEW CASES CONFIRMED

16th August 2021

TOTAL CONFIRMED

183,087

DISCHARGED

167,310

DEATHS

2223

NCDC Toll-free Number: **Dial 6232**

Twitter/Facebook: @NCDCgov/ COVID19.NCDC.GOV.NG



PREVENT THE SPREAD OF COVID-19

16-08-2021

#TakeResponsibility #COVID19Nigeria

S/N	STATE	Number of Cases
1	Lagos	68,663
2	FCT	20,249
3	Kaduna	9,197
4	Plateau	9,131
5	Rivers	8,654
6	Oyo	7,630
7	Ogun	5,061
8	Edo	5,017
9	Kano	4,035
10	Ondo	3,772
11	Akwa Ibom	3,511
12	Kwara	3,375
13	Delta	2,752
14	Osun	2,654
15	Enugu	2,538
16	Nasarawa	2,404
17	Gombe	2,194
18	Katsina	2,164
19	Ebonyi	2,047
20	Anambra	2,027
21	Abia	1,786
22	Imo	1,693
23	Bauchi	1,553
24	Benue	1,366
25	Borno	1,344
26	Ekiti	1,138
27	Adamawa	1,134
28	Taraba	1,059
29	Bayelsa	967
30	Niger	964
31	Sokoto	790
32	Jigawa	562
33	Yobe	499
34	Cross River	451
35	Kebbi	450
36	Zamfara	251
37	Kogi	5
TOTAL		183,087

@NCDCgov

COVID19.NCDC.GOV.NG



Source: NCDC

Better together

www.moman.org

@moman_info
info@moman.org
+234 1 453 6155



Major Oil Marketers Association of Nigeria