



Major Oil Marketers
Association of Nigeria

NEWSLETTER

Vol. 15 Issue 50 | 31 August 2021/ 31 août 2021

Not for sale



THE WEEKLY POST

Inside this Issue:

MOMAN Update
Industry Watch
NCDC COVID-19 Update





Major Oil Marketers
Association of Nigeria

MOMAN
UPDATE

ACCIDENT PREVENTION AT THE WORKPLACE

By Kingsley Ojimba; MOMAN



Experts say at least 80% of industrial accidents are caused by unsafe acts on the part of employees and not by unsafe conditions. Although employers are required by law to provide a safe and healthful workplace, it is up to you to be aware of your work environment and follow safe work practices. By avoiding unsafe acts and practicing common sense, your work will go smoother, with less chance for accidents.

Statistically, most accidents are caused by unsafe acts, including:

Being In A Hurry - Sometimes there is more concern for completing a job quickly instead of safely. Take time to do a good job and a safe job.

Taking Chances - Daring behavior or blatant disregard for safe work practices can put the whole work team at risk. Follow all company safety rules and watch out for your fellow employees. Horseplay is never appropriate on the job and can lead to disciplinary action.

Being Preoccupied - Daydreaming, drifting off at work, thinking about the weekend and not paying attention to your work can get you seriously hurt or even killed. Focus on the work you are paid to do. If your mind is troubled or distracted, you're at risk for an accident.

Having A Negative Attitude - Being angry or in a bad mood can lead to severe accidents because anger nearly always rules over caution. Flying off the handle at work is potentially dangerous. Keep your bad moods in check, or more than one person may be hurt. Remember to stay cool and in charge of your emotions.

Failing To Look For Hidden Hazards - At many jobsites, work conditions are constantly changing. Sometimes new, unexpected hazards develop. Always be alert for changes in the environment. Hidden hazards include spilled liquids that could cause slips and falls; out-of-place objects that can be tripped over; unmarked floor openings one could step into; low overhead pipes that could mean a head injury; and other workers who don't see you enter their hazardous work area.

Remember to stay alert for hazards, so you won't become one more accident statistic: You can do a quality job without rushing. Maintain a positive attitude and keep your mind on your work. Keep safe.



Major Oil Marketers
Association of Nigeria

Industry WATCH

MACROECONOMIC INDICES

INFLATION

	JAN 2021	FEB 2021	MAR 2021	APR 2021	MAY 2021	JUN 2021	JUL 2021
Year on Year % Change	16.47%	17.33%	18.17%	18.12%	17.93%	17.75%	17.38%
12 Month % Change	13.62%	14.05%	14.55%	15.04%	15.50%	15.93%	16.30%
Month on Month % Change	1.49%	1.54%	1.55%	0.97%	0.01%	1.06%	0.93%

CRUDE OIL PRICES

	AUG 23	AUG 24	AUG 25	AUG 26	AUG 27
Brent Crude (USD/bbl)	68.75	71.05	72.25	71.07	72.70
WTI Crude (USD/bbl)	65.64	67.54	68.36	67.42	68.74

EQUITIES MARKET UPDATE

SECTOR	AUG 20	AUG 27	WEEKLY CHANGE	WTD	MTD	QTD	YTD
NSE 30	1,633.23	1,629.18	-4.05	-0.25	-0.61%	2.15%	-0.67%
Consumer Goods	558.98	556.59	-2.39	-0.43	-6.87%	-7.37%	-2.92%
Oil & Gas	373.93	374.23	0.30	0.08	-0.72%	19.53%	65.44%
Banking	377.87	378.99	1.12	0.30	-0.62%	3.42%	-3.57%
Industrial	1,980.43	1,976.72	-3.71	-0.19	0.07%	4.71%	-3.68%
Insurance	188.07	190.07	2.00	1.06	-3.89%	-6.76%	0.30%



Major Oil Marketers
Association of Nigeria

Industry WATCH



FOREX RATES - INTERBANK I & E MARKET

=N=	AUG 23	AUG 24	AUG 25	AUG 26	AUG 27
USD	409.00-412.00	409.00-412.00	409.00-412.00	409.00-412.00	409.00-412.00
INTERBANK OFFICIAL CLOSING FX RATE (\$/=N=)	410.00	410.00	410.00	412.00	410.00



CLOSIG USD / NGN FX RATES

INTERBANK (CLOSING IND)	BID	OFFER	MARKET CLOSING FX RATE (\$/NGN)
AUG 23	411.00	412.00	410.00
AUG 24	411.00	412.00	410.00
AUG 25	411.00	412.00	410.00
AUG 26	411.00	412.00	410.00
AUG 27	411.00	412.00	410.00

Source: CBN
*Year - 2021



FOREX RATES - PARALLEL MARKET

=N=	AUG 23	AUG 24	AUG 25	AUG 26	AUG 27
USD	514 / 520	515 / 521	516 / 521	516 / 522	520 / 524
GBP	703 / 708	704 / 710	705 / 712	706 / 712	707 / 713
EURO	598 / 604	600 / 605	598 / 605	600 / 605	602 / 608

Source: abokiFX
*Year - 2021



Major Oil Marketers
Association of Nigeria

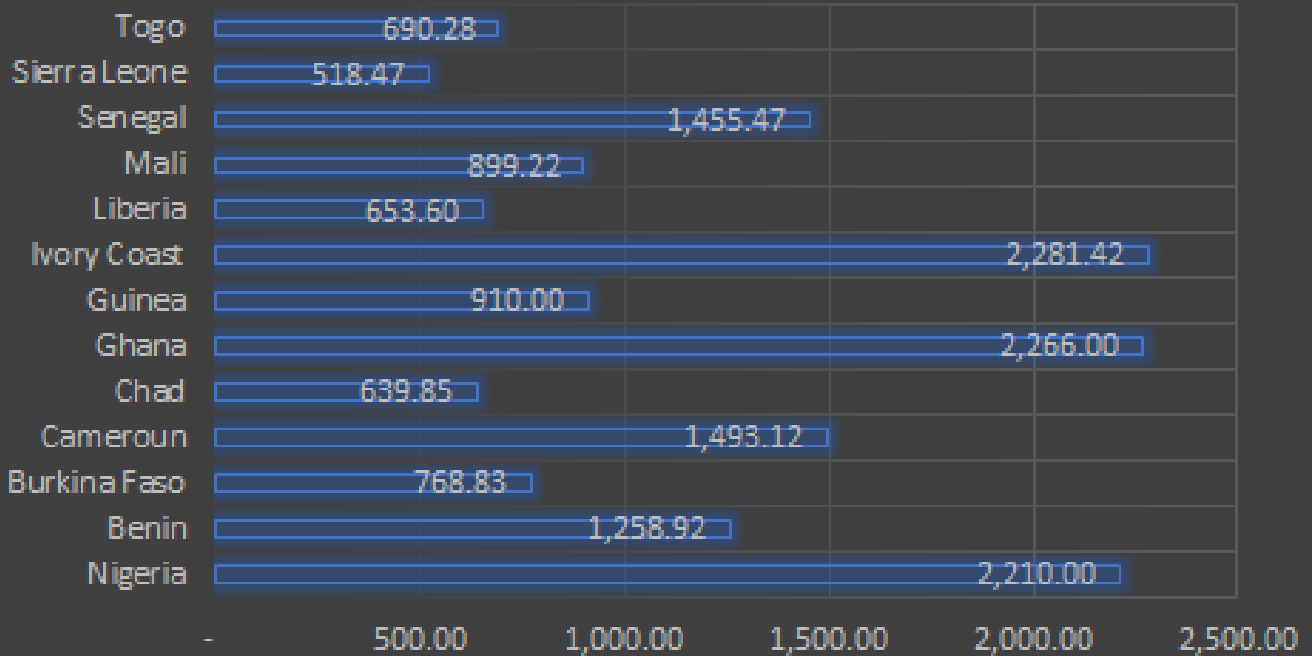
Industry WATCH



WEST AFRICA FOCUS



GDP PER CAPITA (\$)



Source: globalpetrolprices.com
*Year - 2021



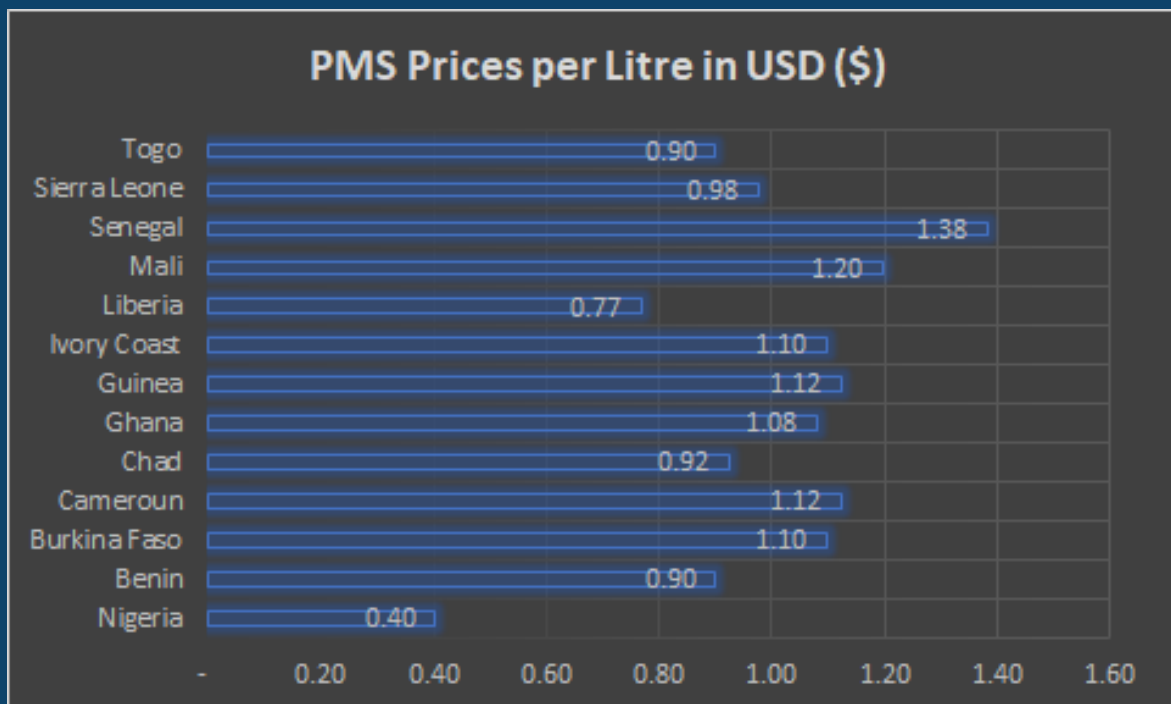
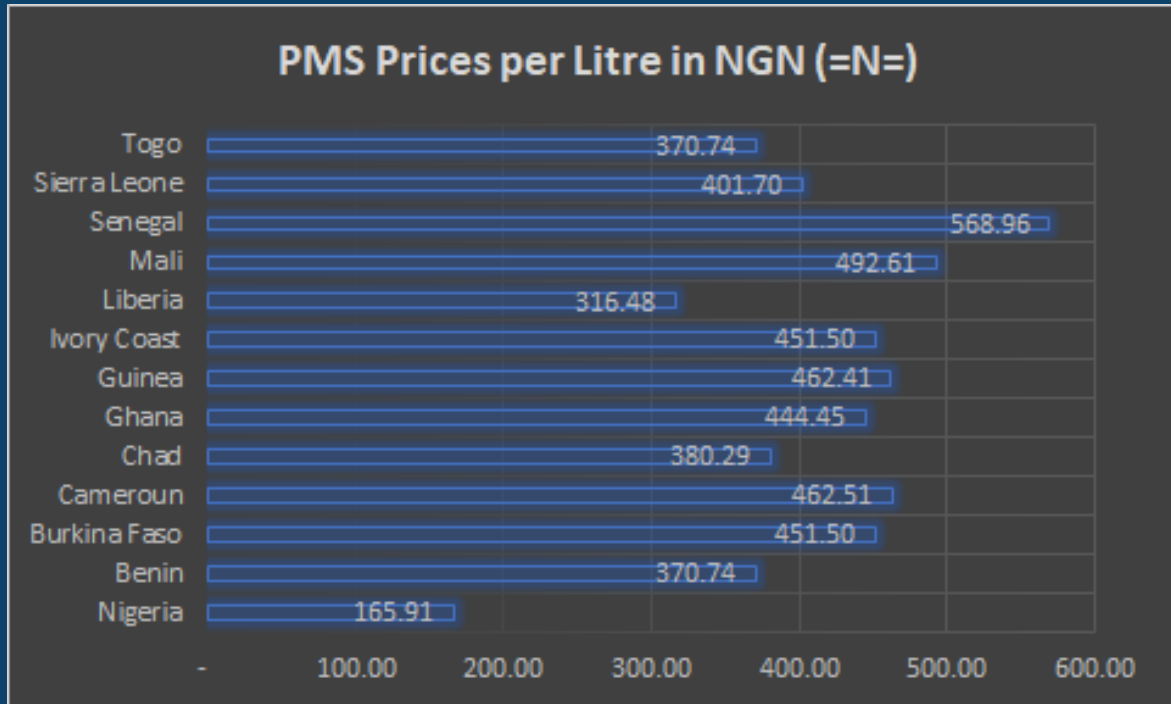
Major Oil Marketers
Association of Nigeria

Industry WATCH

GASOLINE PRICES

***Average gasoline prices around the Africa: =N=495.59 or \$1.20 USD as at 23 AUG. 2021**

WEST AFRICA (PMS)



Source: globalpetrolprices.com
*Year - 2021



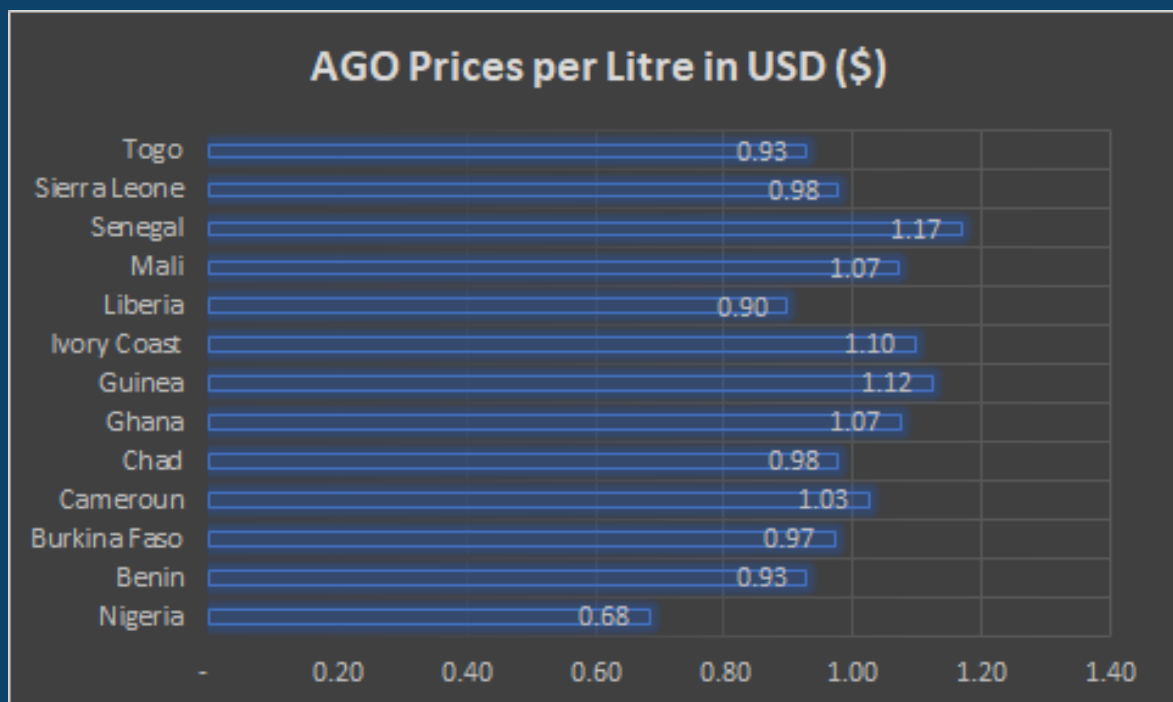
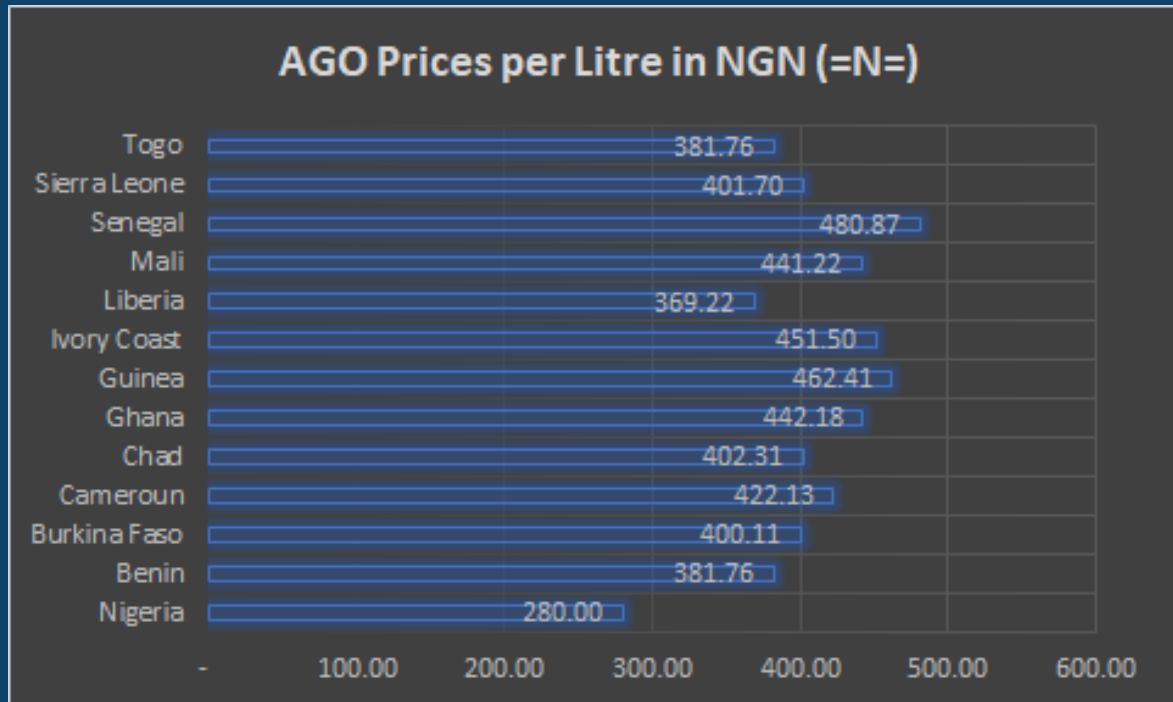
Major Oil Marketers
Association of Nigeria

Industry WATCH



DIESEL PRICES

***Average diesel prices around the Africa: =N=440.72 or \$1.07 USD as at 23 AUG. 2021
WEST AFRICA (AGO)**



Source: globalpetrolprices.com

*Year - 2021



Major Oil Marketers
Association of Nigeria

Industry WATCH

PLATTS

PMS

\$ (USD)	AUG 23	AUG 24	AUG 25	AUG 26	AUG 27	JUL. AVERAGE
FOB ROTTERDAM	683.750	703.000	718.500	708.750	722.750	722.273
FOB MED	672.750	688.750	698.500	695.000	703.250	719.898
CIFNWE	688.000	707.250	722.750	719.500	738.500	735.466

AGO

\$ (USD)	AUG 23	AUG 24	AUG 25	AUG 26	AUG 27	JUL. AVERAGE
CIFNWE	565.750	582.750	587.000	586.500	596.000	594.864

ATK

\$ (USD)	AUG 23	AUG 24	AUG 25	AUG 26	AUG 27	JUL. AVERAGE
CIFNWE	591.250	607.250	613.500	613.250	622.250	623.750

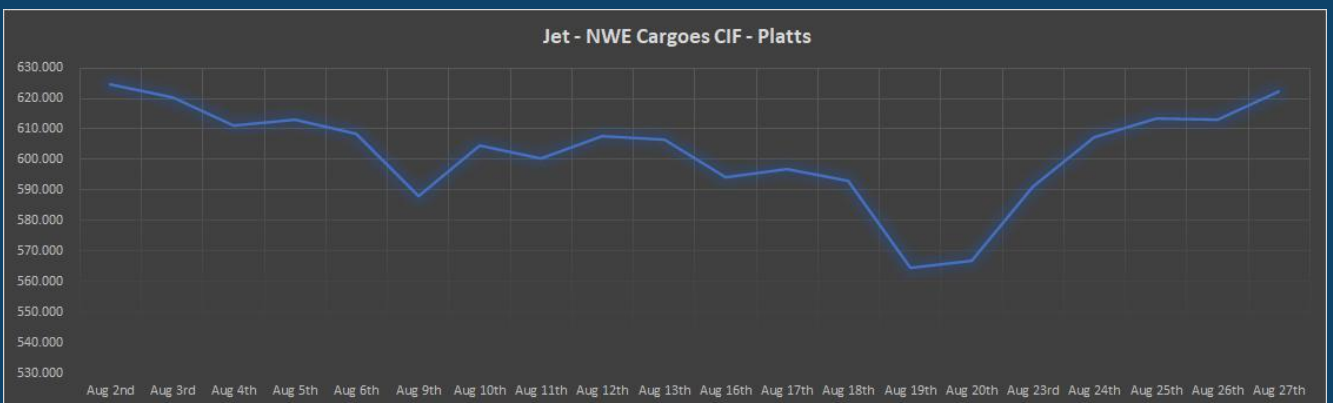
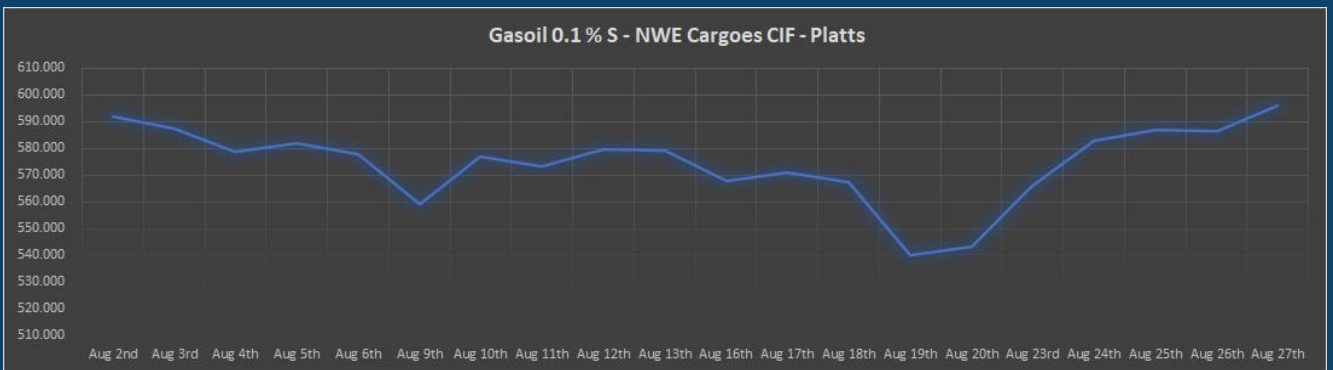
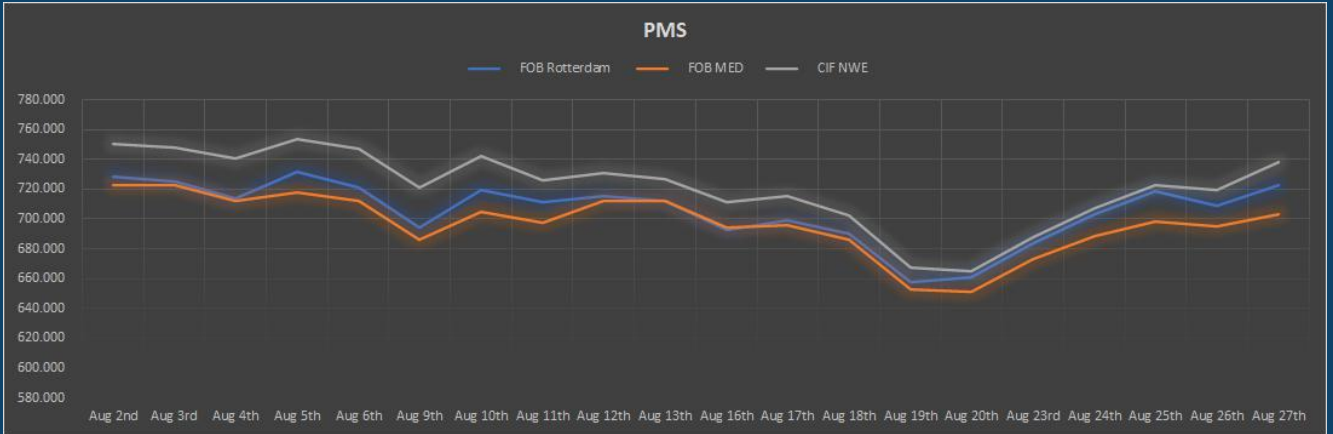
\$/BBL	AUG 23	AUG 24	AUG 25	AUG 26	AUG 27
ICE GASOIL (USD/MT)	567.500	585.750	590.750	589.750	599.250



Major Oil Marketers
Association of Nigeria

Industry WATCH

Source: S & P Global Platts
*Year - 2021



Source: S & P Global Platts
*Year - 2021



Major Oil Marketers
Association of Nigeria

Industry WATCH

EX-DEPOT PRICES

LAGOS, NIGERIA

=N=/Litre	AUG 27
PMS	148.00-149.50
AGO	263.00-272.00

*Year - 2021

PORT-HARCOURT, NIGERIA

=N=/Litre	AUG 27
PMS	150.00-150.50
AGO	269.00

*Year - 2021



DELTA, NIGERIA


=N=/Litre	AUG 27
PMS	150.50
AGO	270.00

*Year - 2021

CALABAR, NIGERIA

=N=/Litre	AUG 27
PMS	150.50
AGO	270.00

*Year - 2021



COVID-19 CASE UPDATE

460 NEW CASES CONFIRMED

30th August 2021

TOTAL CONFIRMED

191,805

DISCHARGED


178,492

DEATHS

2455

NCDC Toll-free Number: **Dial 6232**

Twitter/Facebook: @NCDCgov/ COVID19.NCDC.GOV.NG



PREVENT THE SPREAD OF COVID-19


30-08-2021

#TakeResponsibility #COVID19Nigeria

S/N	STATE	Number of Cases
1	Lagos	72,584
2	FCT	20,571
3	Rivers	10,333
4	Kaduna	9,226
5	Plateau	9,186
6	Oyo	8,096
7	Edo	5,402
8	Ogun	5,250
9	Kano	4,044
10	Akwa Ibom	3,984
11	Ondo	3,968
12	Kwara	3,556
13	Delta	2,914
14	Osun	2,691
15	Enugu	2,558
16	Nasarawa	2,414
17	Gombe	2,239
18	Katsina	2,164
19	Anambra	2,050
20	Ebonyi	2,048
21	Abia	1,794
22	Imo	1,710
23	Bauchi	1,553
24	Ekiti	1,447
25	Benue	1,417
26	Borno	1,344
27	Adamawa	1,136
28	Taraba	1,062
29	Bayelsa	1,049
30	Niger	966
31	Sokoto	796
32	Jigawa	562
33	Yobe	501
34	Cross River	476
35	Kebbi	458
36	Zamfara	251
37	Kogi	5
TOTAL		191,805

@NCDCgov

COVID19.NCDC.GOV.NG



Source: NCDC

Better together

www.moman.org

@moman_info

info@moman.org

+234 1 453 6155



Major Oil Marketers Association of Nigeria