



Major Oil Marketers
Association of Nigeria

NEWSLETTER

Vol. 27 Issue 89 | 6 September 2022/ 6 septembre 2022

Not for sale

THE WEEKLY POST



Inside this Issue:

MOMAN Update
MOMAN & the Industry
Industry Watch



MOMAN & THE INDUSTRY

#FLASHBACK #PHOTODUMP
#MOMANANDTHEINDUSTRY
19TH MAY 2022



MOMAN COMMITTEES CHAIRPERSONS' ONBOARDING



Photo Dump



Industry WATCH

MACROECONOMIC INDICES

INFLATION

	Aug-21	Sep-21	Oct-21	Nov-21	Dec-21	Jan-22
Yr/Yr % change:	17.01%	16.63%	15.99%	15.40%	15.63%	15.60%
12 month % change:	16.60%	16.81%	16.96%	16.98%	16.95%	16.87%
month on month % change	0.93%	1.15%	0.98%	1.08%	1.82%	1.47%
	Feb-22	Mar-22	Apr-22	May-22	Jun-22	Jul-22
Yr/Yr % change:	15.70%	15.92%	16.82%	17.71%	18.60%	19.64%
12 month % change:	16.73%	16.54%	16.45%	16.45%	16.54%	16.75%
month on month % change	1.63%	1.74%	1.76%	1.78%	1.82%	1.82%

SOURCE



CRUDE OIL PRICES

\$ / bbl	29-Aug-22	30-Aug-22	31-Aug-22	1-Sep-22	2-Sep-22
Brent Crude (USD / bbl)	105.09	99.31	96.49	92.36	93.02
WTI Crude (USD / bbl)	97.01	91.64	89.55	86.61	86.87

SOURCE

Bloomberg

EQUITIES MARKET UPDATE

	29-Aug-22	30-Aug-22	31-Aug-22	1-Sep-22	2-Sep-22
PMS					
FOB Rotterdam	-	907.750	869.750	824.750	844.750
FOB MED	-	867.500	833.000	800.250	831.750
CIF NWE	-	975.250	938.250	906.000	938.250
AGO					
CIF NWE	-	1,103.750	1,083.250	1,046.000	1,078.000
ATK					
CIF NEW - JET	-	1,184.000	1,159.500	1,111.000	1,143.000
ICE Gasoil					
(USD/ MT)	1,170.000	1,141.000	1,088.000	1,072.000	1,104.000

SOURCE



Nigerian Exchange Group



Industry WATCH



Argus West Africa Oil
Crude and products prices and regional coverage

WEEKLY AVERAGE PRICES

Week	Gasoline Eurobob delivered West Africa \$/t	Gasoline Eurobob delivered West Africa NGN/litre	Jet/kerosine delivered West Africa \$/t	Gasoil diesel 1000ppm delivered West Africa \$/t	Gasoil diesel 1000ppm delivered West Africa NGN/litre
12-Aug	999.11	314.29	1,118.35	1,040.60	368.02
19-Aug	973.44	307.27	1,168.05	1,078.40	382.7
26-Aug	953.18	302.06	1,265.70	1,173.35	418.06
2-Sep	870.82	276.76	1,189.50	1,109.38	396.39

SOURCE



Copyright © 2022 Argus Media group



Available on the [Argus Publications App](#)



Industry WATCH

FOREX RATES - INTERBANK I & E MARKET

=N=	29-Aug-22	30-Aug-22	31-Aug-22	1-Sep-22	2-Sep-22
USD	425.00 - 430.00	425.00 - 430.00	425.00 - 430.00	425.00 - 430.00	425.00 - 430.00
Interbank Official Closing (FX Rate (\$/N))	425.50	429.25	426.00	424.31	426.00

CLOSING USD / NGN FX RATES

INTERBANK (CLOSING IND)	Bid	Offer	Market Closing FX Rate (\$/NGN)
29-Aug-22	420	430	425.00
30-Aug-22	420	430	425.00
31-Aug-22	420	430	425.00
1-Sep-22	420	430	425.00
2-Sep-22	420	430	425.00

SOURCE



CENTRAL BANK OF NIGERIA

FOREX RATES - PARALLEL MARKET

=N=	29-Aug-22	30-Aug-22	31-Aug-22	1-Sep-22	2-Sep-22
USD					
GBP					
EURO					

SOURCE

abokiFX



Industry WATCH

AVERAGE PMS REGIONAL PRICES

	SOUTH-EAST	NORTH-CENTRAL	NORTH-EAST	SOUTH-SOUTH	SOUTH-WEST	NORTH-WEST
PMS April 2022	183.69	166.57	167.29	174.30	170.65	175.53
PMS May 2022	186.24	168.20	168.29	176.07	168.48	174.04
PMS June 2022	180.24	167.36	182.67	171.19	174.26	180.95
PMS July 2022	186.01	193.87	192.86	184.35	191.03	190.54

STATES WITH HIGHEST AVERAGE PMS PRICES JULY 2022

Niger	208.00
Adamawa	207.57
Nasarawa	205.50

STATES WITH LOWEST AVERAGE PMS PRICES JULY 2022

Edo	173.50
Imo	175.79
Bayelsa	180.00



Industry WATCH

AVERAGE AGO REGIONAL PRICES

	SOUTH-EAST	NORTH-CENTRAL	NORTH-EAST	SOUTH-SOUTH	SOUTH-WEST	NORTH-WEST
AGO April 2022	626.26	659.33	617.11	646.67	688.94	678.89
AGO May 2022	643.34	671.31	639.00	667.59	705.60	691.58
AGO June 2022	743.58	735.55	715.00	723.70	723.25	758.79
AGO July 2022	802.89	788.44	747.72	759.94	802.47	751.12

STATES WITH HIGHEST AVERAGE AGO PRICES JULY 2022

Plateau	866.00
Oyo	860.00
Ebonyl	851.43

STATES WITH LOWEST AVERAGE AGO PRICES JULY 2022

Yobe	686.67
Katsina	695.00
Gombe	722.00



Industry WATCH

PLATTS

	29-Aug-22	30-Aug-22	31-Aug-22	1-Sep-22	2-Sep-22
PMS					
FOB Rotterdam	-	907.750	869.750	824.750	844.750
FOB MED	-	867.500	833.000	800.250	831.750
CIF NWE	-	975.250	938.250	906.000	938.250
AGO					
CIF NWE	-	1,103.750	1,083.250	1,046.000	1,078.000
ATK					
CIF NEW - JET	-	1,184.000	1,159.500	1,111.000	1,143.000
ICE Gasoil					
(USD/ MT)	1,170.000	1,141.000	1,088.000	1,072.000	1,104.000

PLATTS MONTHLY AVERAGE

	Aug-22	Jul-22	Jun-22	May-22	Apr-22	Mar-22	Feb-22	Jan-22
PMS								
FOB Rotterdam	955.932	1,156.938	1,379.513	1,249.643	1,053.947	1,084.554	907.513	816.125
FOB MED	919.409	1,124.975	1,360.775	1,227.464	1,047.289	1,065.543	900.163	802.000
CIF NWE	1,031.659	1,212.438	1,473.088	1,328.500	1,078.776	1,114.261	925.079	826.725
AGO								
CIF NWE	1,064.011	1,092.975	1,324.200	1,109.488	1,088.197	1,091.315	822.713	746.788
ATK								
CIF NEW - JET	1,126.091	1,161.100	1,398.050	1,265.464	1,211.618	1,153.000	872.025	808.825

SOURCES

S&P Global
Platts

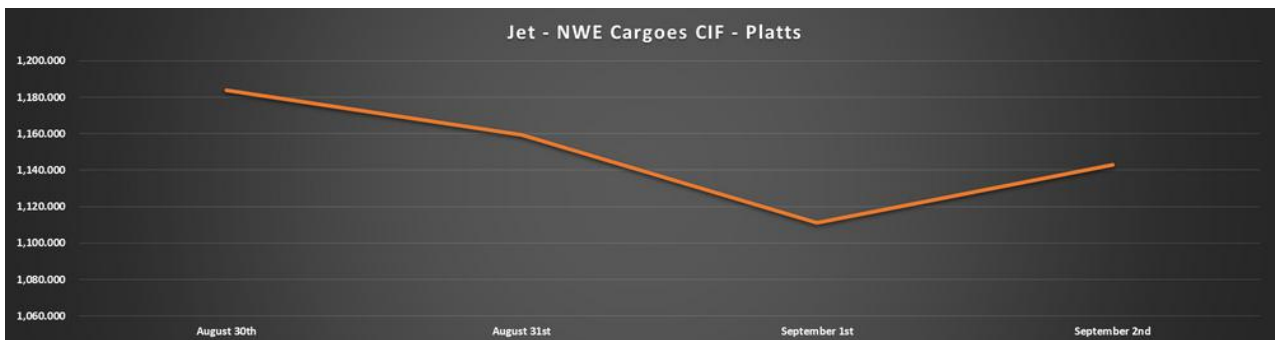
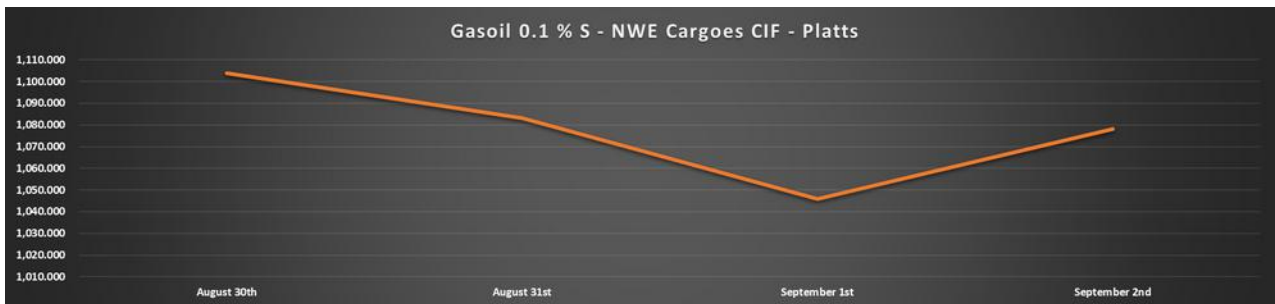
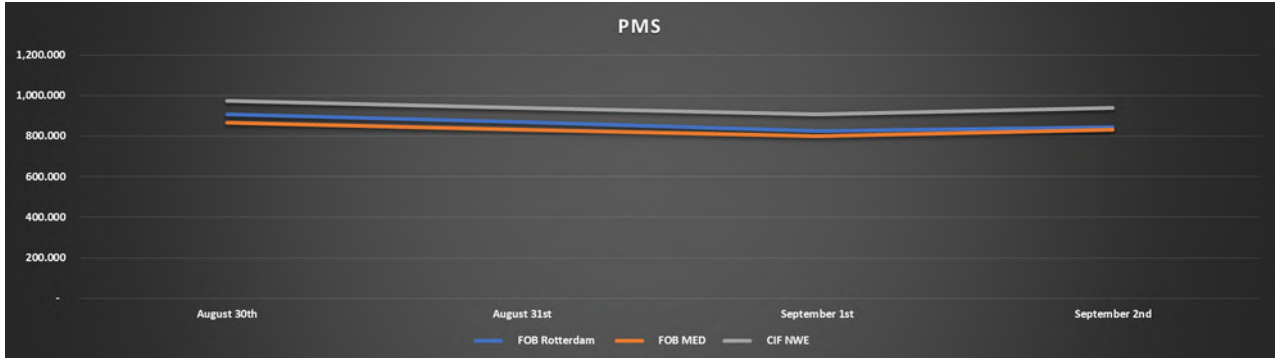




Industry WATCH

WATCH

PLATTS



SOURCE

S&P Global
Platts



Industry WATCH

2-Sep-22	
NGN /Litre	Lagos
PMS	162.00 - 164.00
AGO	713.50 - 780.00

2-Sep-22	
NGN /Litre	PHC
PMS	163.50 - 164.00
AGO	720.00



EX-DEPOT PRICES

2-Sep-22	
NGN /Litre	Delta
PMS	163.50 - 164.00
AGO	715.00

2-Sep-22	
NGN /Litre	Calabar
PMS	167.50
AGO	725.00

SOURCE

